


Insert JP-Set for Z-Stage + CO₂-Cover JP

0328.100


transparent # 150-800 060

black # 150-800 061


The Insert JP-Set consists of the frame and 4 base plates. The components marked with * can be used together with the set but are not included.




Insert JP-Set frame and base plate




Base plate for Petri dish 35 + POCmini




Base plate for Petri dish 60 + POC-R2




Base plate for Ibidi chamber




Base plate for Lab-Tek




CO₂-Cover JP* (transparent)




Base plate with Petri dish 35



Base plate with Petri dish 60



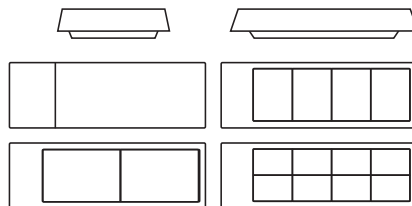
Base plate with Ibidi chamber



Base plate with Lab-Tek




CO₂-Cover JP* (black)



Round and rectangular cell culture vessels

- Petri dishes 35mm and 60mm
- Lab-Tek™ (Nunc)
- Chamber Slides (Falcon)
- normal slides
- IBIDI-Chambers



Insert JP-Set with CO₂-Cover JP*